



# BJHS 6th Grade Band

## Chromatic Scale Progression

Clarinet/Bass Clarinet

1st quarter

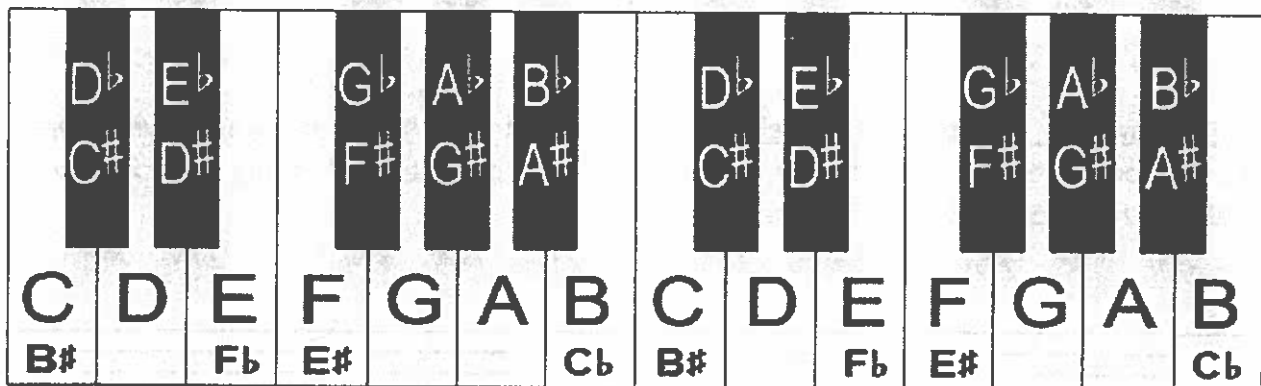


2nd quarter



3rd quarter - play with music

4th quarter - play from memory





# BJHS 6th Grade Band Chromatic Scale Progression

Tenor Sax

1st quarter

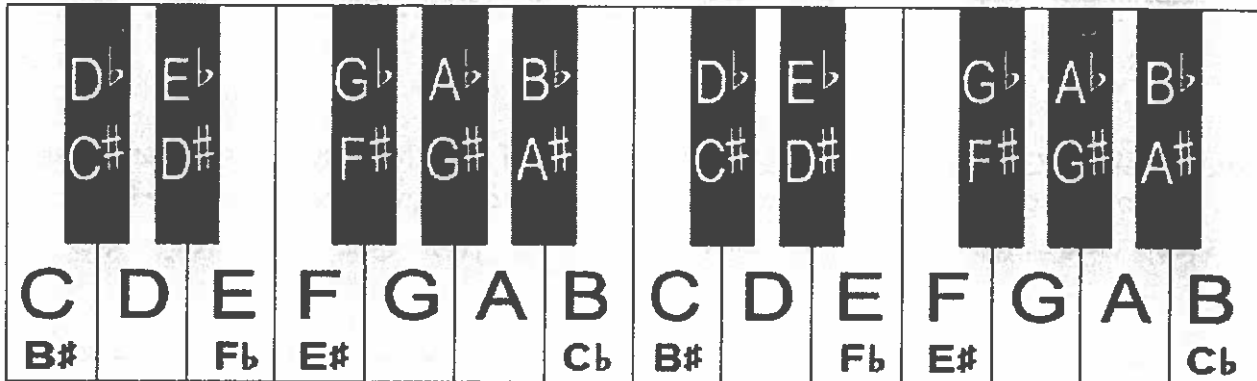


2nd quarter



3rd quarter - play with music

4th quarter - play from memory



# BJHS 6th Grade Band Chromatic Scale Progression

Trumpet

1st quarter

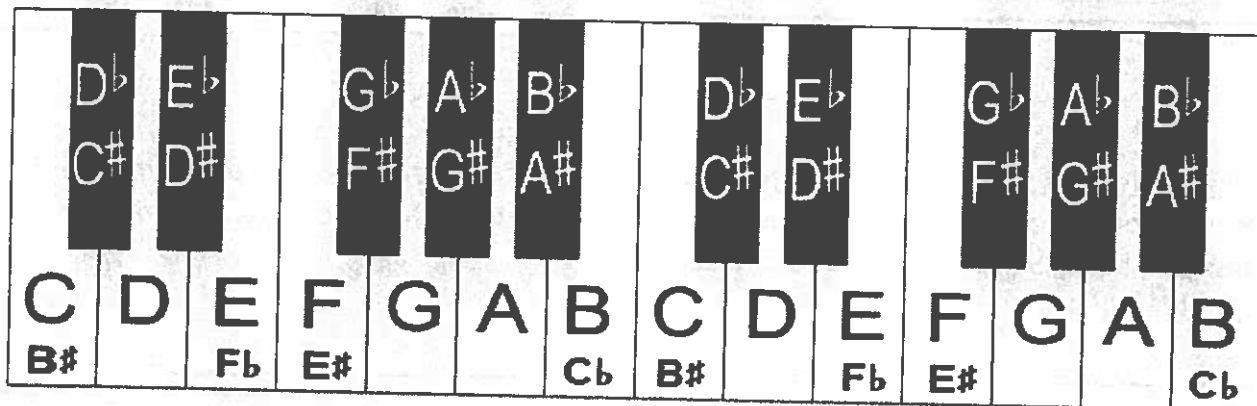


2nd quarter



3rd quarter - play with music

4th quarter - play from memory



# BJHS 6th Grade Band Chromatic Scale Progression

Horn

1st quarter

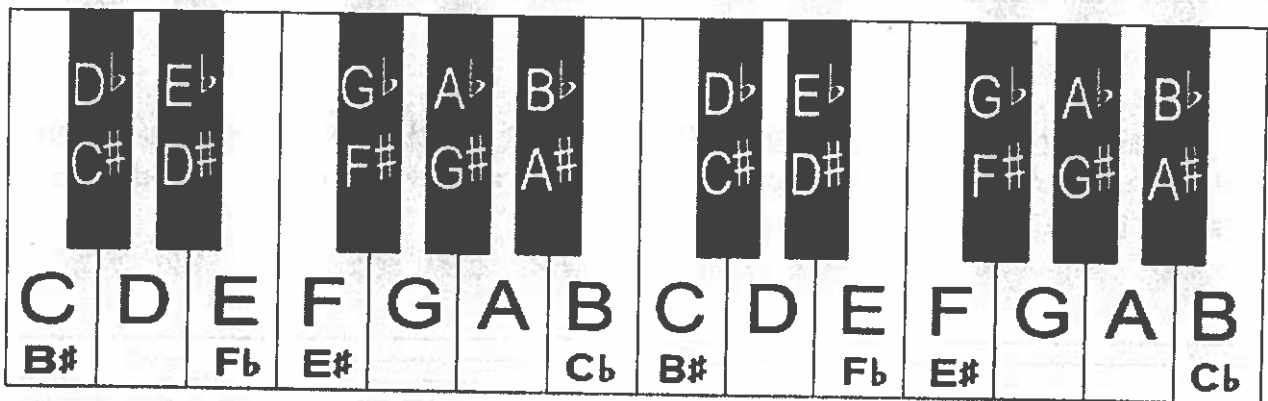


2nd quarter



3rd quarter - play with music

4th quarter - play from memory





# BJHS 6th Grade Band Chromatic Scale Progression

Tuba

1st quarter

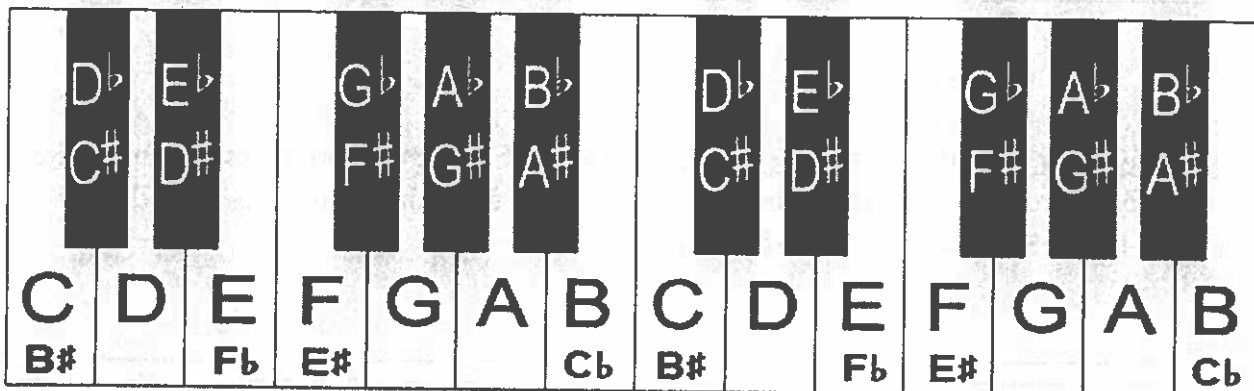


2nd quarter



3rd quarter - play with music

4th quarter - play from memory





# Scale Exercises for Percussion!

Scale name \_\_\_\_\_ Student name \_\_\_\_\_

Step 1: Using your scale worksheet, write the note names for this scale:

\_\_\_\_\_

1                    2                    3                    4                    5                    6                    7                    8

Step 2: Fill in the blanks to complete the scale in thirds:

\_\_\_\_\_

1                    3                    2                    4                    3                    5                    4                    6

\_\_\_\_\_

5                    7                    6                    8                    7                    9(high 2)                    8(hold)                    8

\_\_\_\_\_

6                    7                    5                    6                    4                    5                    3                    4

\_\_\_\_\_

2                    3                    1                    2                    7(low)                    1(hold)

Step 3: Fill in the blanks to find the arpeggio:

\_\_\_\_\_

1                    3                    5                    8                    5                    3                    1

For the scale test, you will play:

- 1) The scale ascending and descending (up and down)
- 2) The scale in thirds
- 3) The arpeggio